



Spotlight



Spotlight

Simple and easy appearance, in line with contemporary aesthetic concept. The product has the structure and appearance design patent. The lamp body adopts high-pressure cast aluminum and aluminum alloy, the surface is coated with outdoor used powder, double anti-corrosion to extend service life. This lawn lamp series uses LED. High efficiency constant current driver, ensure the light source is maximum used.

FIELDS OF APPLICATION

Handrail areas of Office & Education, offices, open-plan offices, conference rooms, conference rooms, reception areas, counters, galleries, hotels, restaurants, living spaces

IEC 62717 LED-modules for general lighting – Performance requirements
IEC 62722-2-1 Particular requirements for LED luminaires

High Lumen Efficacy 130lm/W
Body - Die cast aluminum
Diffuser - Tempered clear glass
Glowing Wire Test - 850°
Temperature - ta=20 °C ~ ta max=50 °C
Working Hours - 60,000 Hours
Class - III

Model --- **B129**

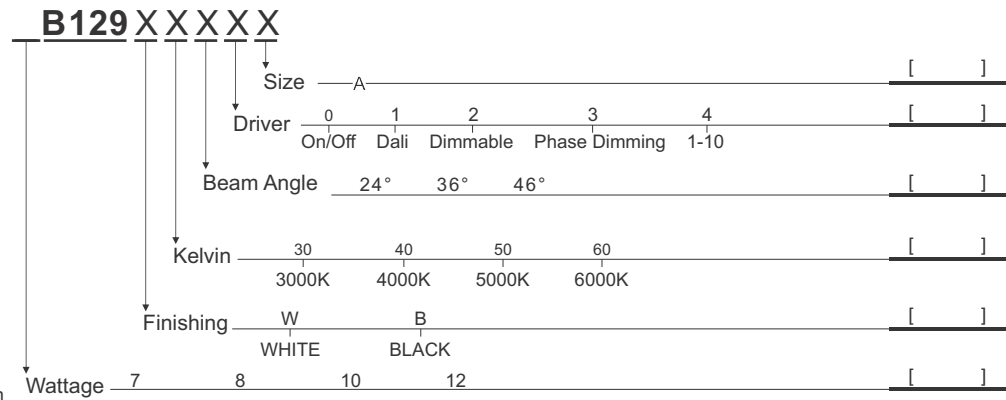


Default Available

7B129-W-30-46-0-A



Product Assistant Chart



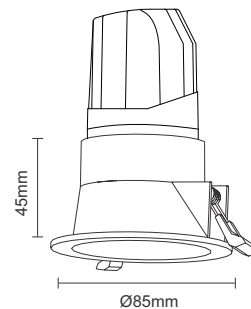
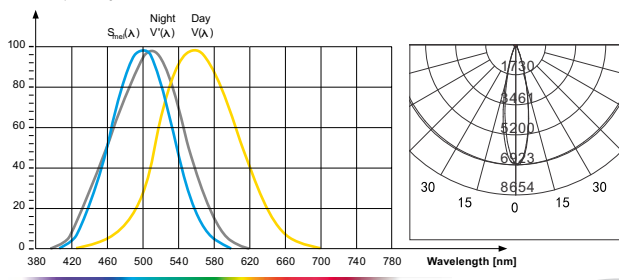
A - Ø85 X 45mm / Cutout Ø75mm

Lighting Customization Solution can offer you modifications for environment with higher options as a customized product.

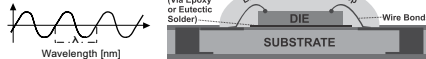
IP 44 IK 06 COB McA Step 2 & 3 220~240V

Relative spectral perception of brightness and melanopic effect

Effect as a percentage



Explanation of the three curves:
V(A) = Perception of brightness, daytime seeing with the cones
V(A) = Night-time seeing with the rods
S_m(A) = Melatonin suppression with the photosensitive ganglion cells



| LED life time | | Operating time 1.000 h | | | | | | | | | | |
|-------------------------------|----------------------|------------------------|----|------|------|------|------|------|------|------|------|------|
| Lamp Lumen Maintenance Factor | Lamp Survival Factor | 1 | 10 | 20 | 30 | 40 | 50 | 60 | 70 | 80 | 90 | 100 |
| L80 | 50.000 h | LLMF | 1 | 0.96 | 0.92 | 0.88 | 0.84 | 0.80 | 0.76 | 0.72 | 0.68 | 0.64 |
| | | LSF | 1 | 1 | 1 | 1 | 1 | 1 | 0.99 | 0.99 | 0.99 | 0.98 |
| L80 | 100.000 h | LLMF | 1 | 0.98 | 0.96 | 0.94 | 0.92 | 0.90 | 0.88 | 0.86 | 0.84 | 0.82 |
| | | LSF | 1 | 1 | 1 | 1 | 1 | 1 | 1 | 0.99 | 0.99 | 0.99 |



LED



series wiring

