

The delicate lamp shades chandelier builds decorative diffuse lighting, natural, soft and warm atmosphere for your room and makes a statement in dining rooms, entryways, and living spaces. 5 different options complement a variety of home interior decor styles. The timeless design and durable craftsmanship ensure lasting style. We offer products with exceptional quality, reliability and functionality.

**FIELDS OF APPLICATION**

Office & Education, offices, open-plan offices, conference rooms, conference rooms, reception areas, counters, galleries, hotels, restaurants, living spaces

Model --- **D08**

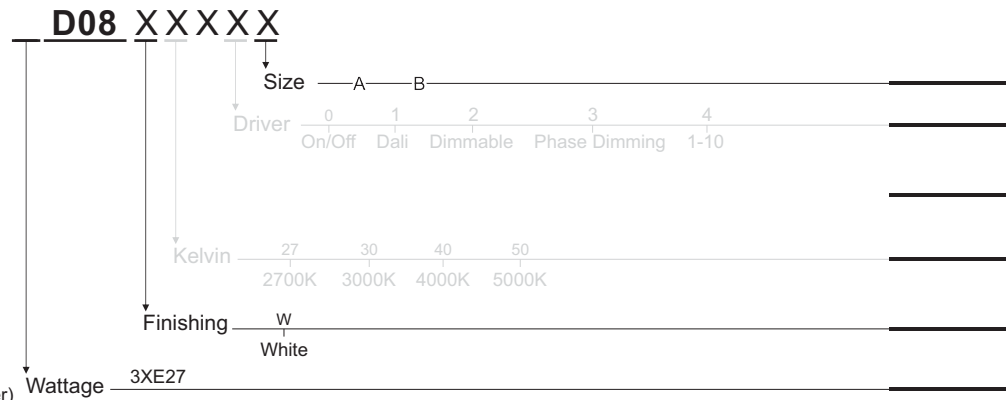


Default Available

**3XE27D08-A**



Product Assistant Chart



**A** - Ø400 X 250 mm (1000 Hanger)

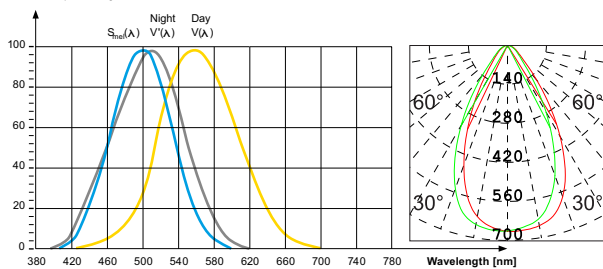
**B** - Ø400 X 100 mm

Lighting Customization Solution can offer you modifications for environment with higher options as a customized product.

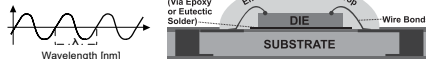
IP 20 IK 06 LAMP HOLDER E27 McA Step 3 12V

**Relative spectral perception of brightness and melanopic effect**

Effect as a percentage



Explanation of the three curves:  
 $V(λ)$  = Perception of brightness, daytime seeing with the cones  
 $V(λ)$  = Night-time seeing with the rods  
 $S_{rel}(λ)$  = Melatonin suppression with the photosensitive ganglion cells



LED life time		Operating time 1.000 h										
Lamp Lumen Maintenance Factor		1	10	20	30	40	50	60	70	80	90	100
Lamp Survival Factor		1	1	1	1	1	1	1	1	0.99	0.99	0.99
L80	50.000 h	LLMF	1	0.96	0.92	0.88	0.84	0.80	0.76	0.72	0.68	0.64
		LSF	1	1	1	1	1	1	0.99	0.99	0.99	0.98
L80	100.000 h	LLMF	1	0.98	0.96	0.94	0.92	0.90	0.88	0.86	0.84	0.82
		LSF	1	1	1	1	1	1	1	0.99	0.99	0.99



LED

CR> 90

series wiring



CE

