



Simple and easy appearance, in line with contemporary aesthetic concept. The product has the structure and appearance design patent. The lamp body adopts high-pressure cast aluminum and aluminum alloy, the surface is coated with outdoor used powder, double anti-corrosion to extend service life. This lawn lamp series uses LED. High efficiency constant current driver, ensure the light source is maximum used.

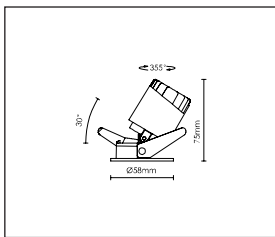
FIELDS OF APPLICATION

Office & Education, offices, open-plan offices, conference rooms, conference rooms, reception areas, counters, galleries, hotels, restaurants, living spaces

IEC 62717 LED-modules for general lighting – Performance requirements
IEC 62722-2-1 Particular requirements for LED luminaires

High Lumen Efficacy
Body - Die cast aluminum
Diffuser - Polycarbonate
Glowing Wire Test - 850°
Temperature - ta=20 °C ~ ta max=50 °C
Class - II

Model --- **E317**



Default Available

30E317-W-30-37-0-A

Product Assistant Chart

E317 X X X X X										
Size	A		B							[]
Driver	0	1	2	3	4					[]
	On/Off	Dali	Dimmable	Phase Dimming	1-10					[]
Beam Angle	18°	22°	28°	30°	36°					[]
Kelvin	30	40	50	60						[]
	3000K	4000K	5000K	6000K						[]
Finishing	W White									[]
Wattage	7	12	20	30						[]

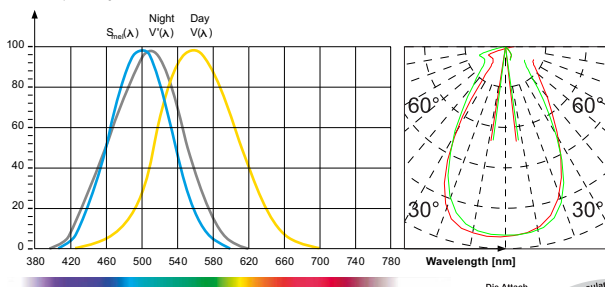
- A** - Ø58 X 75mm - Cutout Ø52mm (Frame less)
- B** - Ø85 X 75mm - Cutout Ø52mm
- C** - Ø85 X 108mm - Cutout Ø75mm (Frame less)
- D** - Ø127 X 108mm - Cutout Ø75mm
- E** - Ø105 X 126mm - Cutout Ø95mm (Frame less)
- F** - Ø163 X 126mm - Cutout Ø95mm

Lighting Customization Solution offer the wide range of customized product with best available options.

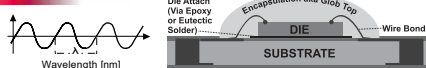
IP 20 IK 06 SMD McA Step 3 220-240V

Accessories

Relative spectral perception of brightness and melanopic effect
Effect as a percentage



Explanation of the three curves:
V(A) = Perception of brightness, daytime seeing with the cones
V(A) = Night-time seeing with the rods
S_{mel}(A) = Melatonin suppression with the photosensitive ganglion cells



LED life time		Operating time 1.000 h										
Lamp Lumen Maintenance Factor	Lamp Survival Factor	1	10	20	30	40	50	60	70	80	90	100
L80	50.000 h	LLMF	1	0.96	0.92	0.88	0.84	0.80	0.76	0.72	0.68	0.64
		LSF	1	1	1	1	1	1	0.99	0.99	0.99	0.98
L80	100.000 h	LLMF	1	0.98	0.96	0.94	0.92	0.90	0.88	0.86	0.84	0.82
		LSF	1	1	1	1	1	1	1	0.99	0.99	0.99



LED



series wiring



CE

