



Simple and easy appearance, in line with contemporary aesthetic concept. The product has the structure and appearance design patent. The lamp body adopts high-pressure cast aluminum and aluminum alloy, the surface is coated with outdoor used powder, double anti-corrosion to extend service life. This lawn lamp series uses LED. High efficiency constant current driver, ensure the light source is maximum used.

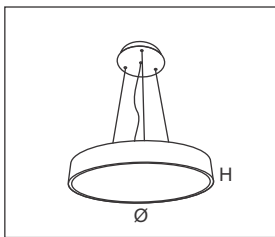
IEC 62717 LED-modules for general lighting – Performance requirements
IEC 62722-2-1 Particular requirements for LED luminaires

High Lumen Efficacy 100lm/W
Body - Die cast aluminum
Diffuser - Polycarbonate
Glowing Wire Test - 850°
Temperature - ta=20 °C ~ ta max=50 °C
Class - III

FIELDS OF APPLICATION

Office & Education, offices, open-plan offices, conference rooms, conference rooms, reception areas, counters, galleries, hotels, restaurants, living spaces

Model --- **G17**

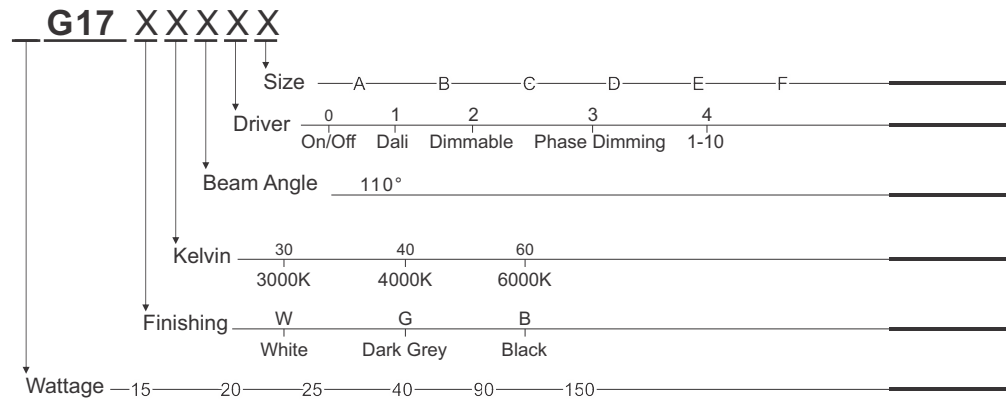


- A - Ø300 X 65mm
- B - Ø400 X 65mm
- C - Ø480 X 65mm
- D - Ø600 X 65mm
- E - Ø900 X 65mm
- F - Ø1200 X 65mm

Default Available

15G17-W-30-110-0-A

Product Assistant Chart

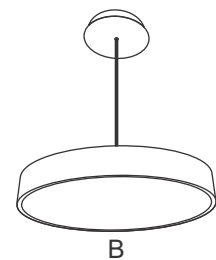
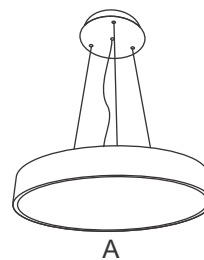
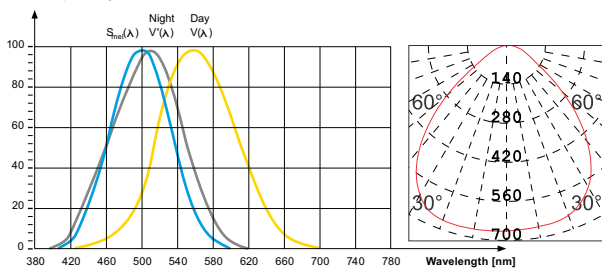


Lighting Customization Solution can offer you modifications for environment with higher options as a customized product.

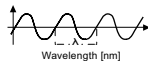
IP 65 IK 06 LED McA Step 3 220-240V

Relative spectral perception of brightness and melanopic effect

Effect as a percentage



Explanation of the three curves:
 V(A) = Perception of brightness, daytime seeing with the cones
 V(A) = Night-time seeing with the rods
 S_m(A) = Melatonin suppression with the photosensitive ganglion cells



LED life time		Operating time 1.000 h										
Lamp Lumen Maintenance Factor	Lamp Survival Factor	1	10	20	30	40	50	60	70	80	90	100
L80	50.000 h	LLMF	1	0.96	0.92	0.88	0.84	0.80	0.76	0.72	0.68	0.64
		LSF	1	1	1	1	1	1	0.99	0.99	0.99	0.98
L80	100.000 h	LLMF	1	0.98	0.96	0.94	0.92	0.90	0.88	0.86	0.84	0.82
		LSF	1	1	1	1	1	1	1	0.99	0.99	0.99



LED

CR>90

series wiring

