

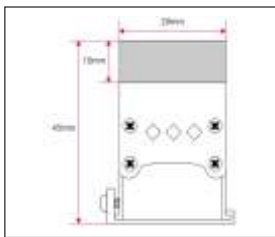


The main body shell material is made of stretched aluminum, the surface is anodized, anti-aging, anti-ultraviolet, lighttransmittance is 80%, anti-UV radiation.RGBW,RGB,Monochrome and other light source combination to meet more requirements.Imported material defuser,uniform and soft light effect,to ensure surface brightness.Minimized glare pollution,increase visual confort. color resolution 16Bit,the picture more delicate and smooth.Build-in electronic driver with over-temperature overload protection

IEC 62717 LED-modules for general lighting – Performance requirements  
IEC 62722-2-1 Particular requirements for LED luminaires

High Lumen Efficacy  
Body - Stainless steel  
Glowing Wire Test - 850°  
Temperature - ta=20 °C ~ ta max=50 °C  
Class - I

# Model ----- K59



**A** - 1000 x 29 x 45 mm

**B** - 500 x 29 x 45 mm

**C** - 300 x 29 x 45 mm

Default Available

**3K59ALU-RGB-120-A**

Product Assistant Chart

**K59 X X X X X**

Size — A — B — C ————— [     ]

Driver    0    1    2    3    4    ————— [     ]

          On/Off Dali Dimmable Phase Dimming 1-10

Beam Angle    120° ————— [     ]

Kelvin        30                    RGB                    RGBW                    [     ]

              3000K                    RGB                    RGBW

Finishing        ALU                    [     ]

                  ALUMINUM


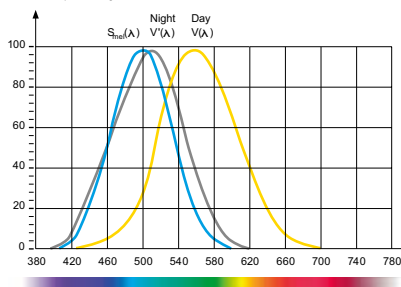
Wattage        3    6    12    ————— [     ]

Lighting Customization Solution can offer you modifications for environment with higher options as a customized product.

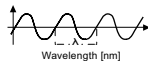
IP 65    IK 09    LED    SMD    McA Step 3    DC 24V

### Relative spectral perception of brightness and melanopic effect

Effect as a percentage



Explanation of the three curves:  
V(A) = Perception of brightness, daytime seeing with the cones  
V(A) = Night-time seeing with the rods  
S<sub>m</sub>(A) = Melatonin suppression with the photosensitive ganglion cells



LED life time		Operating time 1.000 h										
Lamp Lumen Maintenance Factor		1	10	20	30	40	50	60	70	80	90	100
Lamp Survival Factor		1	1	1	1	1	1	1	1	0.99	0.99	0.99
L80	50.000 h	LLMF	1	0.96	0.92	0.88	0.84	0.80	0.76	0.72	0.68	0.64
		LSF	1	1	1	1	1	1	0.99	0.99	0.99	0.98
L80	100.000 h	LLMF	1	0.98	0.96	0.94	0.92	0.90	0.88	0.86	0.84	0.82
		LSF	1	1	1	1	1	1	1	0.99	0.99	0.99



LED



series wiring



CE

