



Pole Light

Simple and easy appearance, in line with contemporary aesthetic concept. The product has the structure and appearance design patent. The lamp body adopts high-pressure cast aluminum and aluminum alloy, the surface is coated with outdoor used powder, double anti-corrosion to extend service life. This lawn lamp series uses LED. High efficiency constant current driver, ensure the light source is maximum used. Homogenous symmetrical or asymmetrical lighting distribution

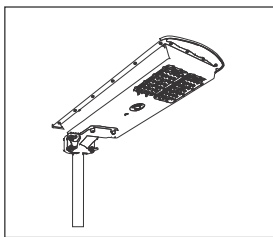
IEC 62717 LED-modules for general lighting – Performance requirements
IEC 62722-2-1 Particular requirements for LED luminaires

High Lumen Efficacy 100lm/W
Body - Corrosion resistant aluminum
Diffuser - Polycarbonate
Glowing Wire Test - 850°
Temperature - ta=-20 °C ~ ta max=65 °C
Class - I

FIELDS OF APPLICATION

Outdoor Gardens, Parks, Pathways,

Model --- **R 31**




A - 1030 x 370 x 44Hmm
B - 840 x 370 x 50Hmm

Default Available

60R31-G-30-140-0-A

Product Assistant Chart



Lighting Customization Solution can offer you modifications for environment with higher options as a customized product.

IP 65 IK 10 SMD McA Step 3 220~240V


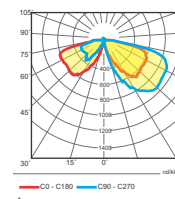
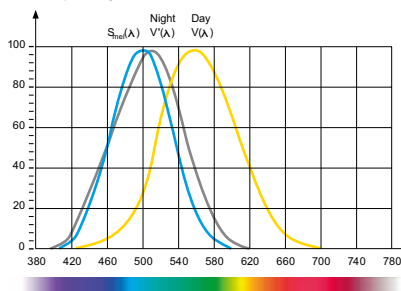
Time control

Light sensor control

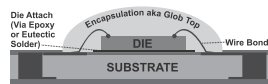
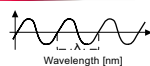
Motion sensor control

Relative spectral perception of brightness and melanopic effect

Effect as a percentage



Explanation of the three curves:
V(A) = Perception of brightness, daytime seeing with the cones
V(A) = Night-time seeing with the rods
S_{mel}(λ) = Melatonin suppression with the photosensitive ganglion cells



LED life time		Operating time 1.000 h										
Lamp Lumen Maintenance Factor	Lamp Survival Factor	1	10	20	30	40	50	60	70	80	90	100
L80	50.000 h	LLMF	1	0.96	0.92	0.88	0.84	0.80	0.76	0.72	0.68	0.64
		LSF	1	1	1	1	1	1	0.99	0.99	0.99	0.98
L80	100.000 h	LLMF	1	0.98	0.96	0.94	0.92	0.90	0.88	0.86	0.84	0.82
		LSF	1	1	1	1	1	1	1	0.99	0.99	0.99



LED

CR>90

series wiring



CE

