



Bollard Light

Simple and easy appearance, in line with contemporary aesthetic concept. The product has the structure and appearance design patent. The lamp body adopts high-pressure cast aluminum and aluminum alloy, the surface is coated with outdoor used powder, double anti-corrosion to extend service life. This lawn lamp series uses LED. High efficiency constant current driver, ensure the light source is maximum used. Homogenous symmetrical or asymmetrical lighting distribution

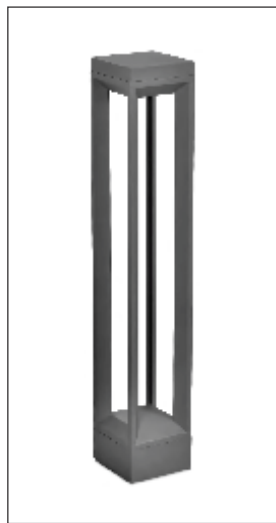
IEC 62717 LED-modules for general lighting – Performance requirements  
IEC 62722-2-1 Particular requirements for LED luminaires

High Lumen Efficacy 110lm/W  
Body - Die Cast aluminum with treatment of corrosion protector  
Diffuser - Clear Glass  
Glowing Wire Test - 850°  
Temperature - ta=-20 °C ~ ta max=65 °C  
Class - I

**FIELDS OF APPLICATION**

Outdoor Gardens, Parks, Pathways,

Model --- **R48**



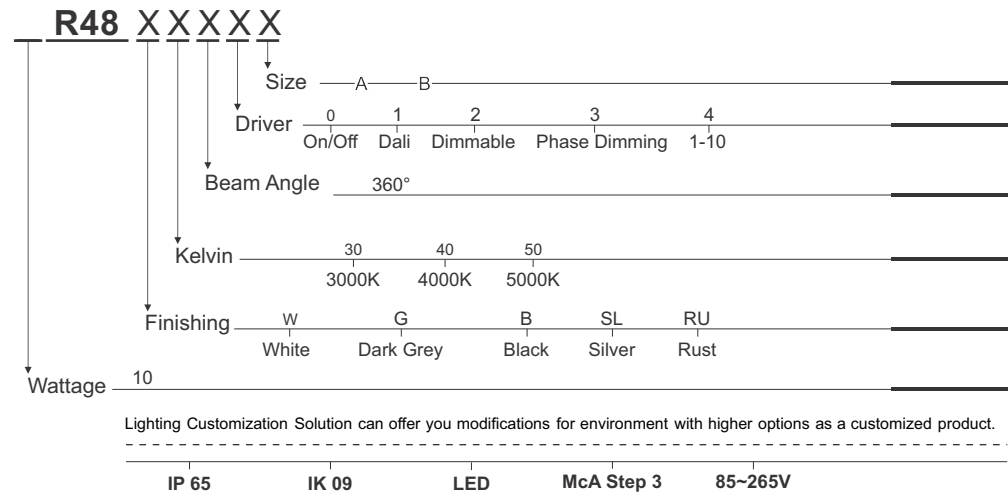
**A** - 120 X 120 X H700mm

**B** - 150 X 150 X H800mm

Default Available

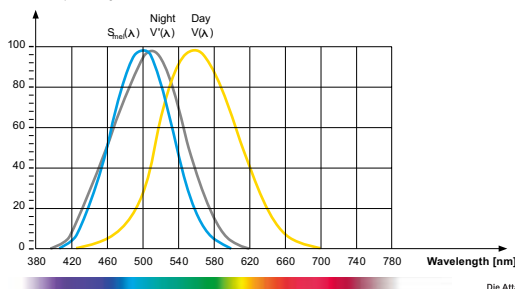
**10R48-G-30-360-0-A**

Product Assistant Chart

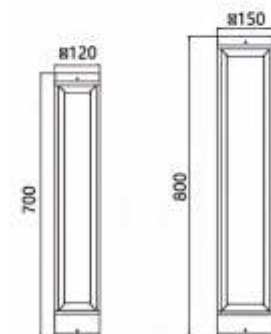
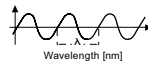


**Relative spectral perception of brightness and melanopic effect**

Effect as a percentage



Explanation of the three curves:  
V(A) = Perception of brightness, daytime seeing with the cones  
V(A) = Night-time seeing with the rods  
Srel(A) = Melatonin suppression with the photosensitive ganglion cells



LED life time		Operating time 1.000 h										
Lamp Lumen Maintenance Factor		1	10	20	30	40	50	60	70	80	90	100
Lamp Survival Factor		1	1	1	1	1	1	1	1	0.99	0.99	0.99
L80	50.000 h	LLMF	1	0.96	0.92	0.88	0.84	0.80	0.76	0.72	0.68	0.64
		LSF	1	1	1	1	1	1	0.99	0.99	0.99	0.98
L80	100.000 h	LLMF	1	0.98	0.96	0.94	0.92	0.90	0.88	0.86	0.84	0.82
		LSF	1	1	1	1	1	1	1	0.99	0.99	0.99



LED



series wiring

