



Wall luminaires

Simple and easy appearance, in line with contemporary aesthetic concept. The product has the structure and appearance design patent. The lamp body adopts high-pressure cast aluminum and aluminum alloy, the surface is coated with outdoor used powder, double anti-corrosion to extend service life. This lawn lamp series uses LED. High efficiency constant current driver, ensure the light source is maximum used.

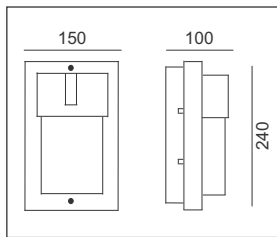
FIELDS OF APPLICATION

Office & Education, offices, open-plan offices, conference rooms, conference rooms, reception areas, counters, galleries, hotels, restaurants, living spaces

IEC 62717 LED-modules for general lighting – Performance requirements
IEC 62722-2-1 Particular requirements for LED luminaires

- High Lumen Efficacy
- Body - Die cast aluminum
- Diffuser - Clear tempered glass
- Glowing Wire Test - 850°
- Temperature - ta=20 °C ~ ta max=50 °C
- Class - III

Model --- **W50**




A - 150 X 100 X 240mm

Default Available

10W50-G-30-4-0-A



Product Assistant Chart

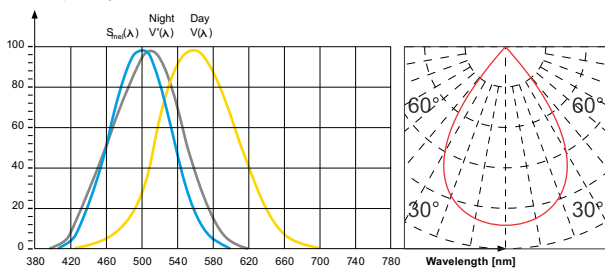


Lighting Customization Solution offer the wide range of customized product with best available options.

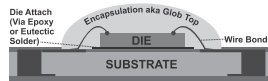
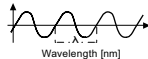
IP 65 IK 10 LED McA Step 3 220~240V

Relative spectral perception of brightness and melanopic effect

Effect as a percentage



Explanation of the three curves:
V(λ) = Perception of brightness, daytime seeing with the cones
V'(λ) = Night-time seeing with the rods
S_{mel}(λ) = Melatonin suppression with the photosensitive ganglion cells



Accessories

LED life time		Operating time 1.000 h										
Lamp Lumen Maintenance Factor	Lamp Survival Factor	1	10	20	30	40	50	60	70	80	90	100
L80	50.000 h	LLMF	1	0.96	0.92	0.88	0.84	0.80	0.76	0.72	0.68	0.64
		LSF	1	1	1	1	1	1	0.99	0.99	0.99	0.98
L80	100.000 h	LLMF	1	0.98	0.96	0.94	0.92	0.90	0.88	0.86	0.84	0.82
		LSF	1	1	1	1	1	1	1	0.99	0.99	0.99



LED



series wiring



CE

