



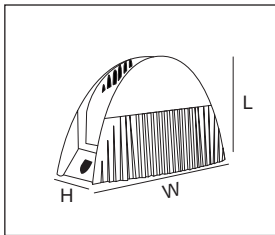
Simple and easy appearance, in line with contemporary aesthetic concept. The product has the structure and appearance design patent. The lamp body adopts high-pressure cast aluminum and aluminum alloy, the surface is coated with outdoor used powder, double anti-corrosion to extend service life. This lawn lamp series uses LED. High efficiency constant current driver, ensure the light source is maximum used. Homogenous symmetrical or asymmetrical lighting distribution

IEC 62717 LED-modules for general lighting – Performance requirements
IEC 62722-2-1 Particular requirements for LED luminaires

High Lumen Efficacy 85lm/W
Body - High Quality Stainless Steel
Diffuser - Tempered Glass
Glowing Wire Test - 850°
Temperature - ta=-10 °C ~ ta max=50 °C

FIELDS OF APPLICATION
Facade Lights

Model --- **F 22**



A - W55 x H80 x L145mm

Default Available

6F22-B-3000-180-0-A 

Product Assistant Chart

F 22 X X X X X

Size — A —————

Driver 0 1 2 3 4
On/Off Dali Dimmable Phase Dimming 1-10

Beam Angle 2*180°

Kelvin 30 40 50 60 65 RGB
3000K 4000K 5000K 6000K 6500K RGB

Finishing B
Black


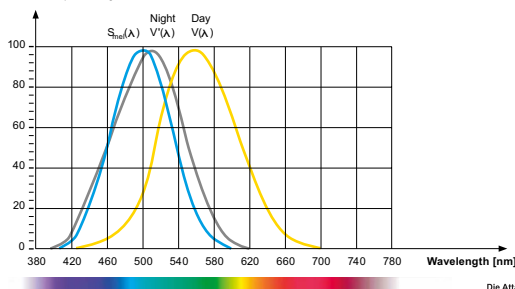
Wattage 06W 12W

Lighting Customization Solution can offer you modifications for environment with higher options as a customized product.

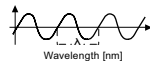
IP 65 / 67 LED AC220~240V

Relative spectral perception of brightness and melanopic effect

Effect as a percentage



Explanation of the three curves:
V(A) = Perception of brightness, daytime seeing with the cones
V(A) = Night-time seeing with the rods
S_m(A) = Melatonin suppression with the photosensitive ganglion cells



LED life time		Operating time 1.000 h										
Lamp Lumen Maintenance Factor	Lamp Survival Factor	1	10	20	30	40	50	60	70	80	90	100
L80	50.000 h	LLMF	1	0.96	0.92	0.88	0.84	0.80	0.76	0.72	0.68	0.64
		LSF	1	1	1	1	1	1	0.99	0.99	0.99	0.98
L80	100.000 h	LLMF	1	0.98	0.96	0.94	0.92	0.90	0.88	0.86	0.84	0.82
		LSF	1	1	1	1	1	1	1	0.99	0.99	0.99

