



Wall Washer Light



Wall Washer Light

Simple and easy appearance, in line with contemporary aesthetic concept. The product has the structure and appearance design patent. The lamp body adopts high-pressure cast aluminum and aluminum alloy, the surface is coated with outdoor used powder, double anti-corrosion to extend service life. This lawn lamp series uses LED. High efficiency constant current driver, ensure the light source is maximum used. Homogenous symmetrical or asymmetrical lighting distribution

IEC 62717 LED-modules for general lighting – Performance requirements  
IEC 62722-2-1 Particular requirements for LED luminaires

High Lumen Efficacy 120lm/W  
Body - Aluminum  
Glowing Wire Test - 850°  
Lifetime - 50000Hrs  
Temperature - ta=-25 °C ~ ta max=55 °C

**FIELDS OF APPLICATION**  
Facade Lights

Model --- **F 26**




**A** - W525 x H150mm

Default Available

**120F26-B-RGB-50-0-A**

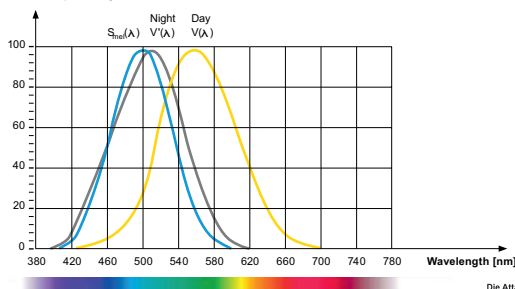
Product Assistant Chart



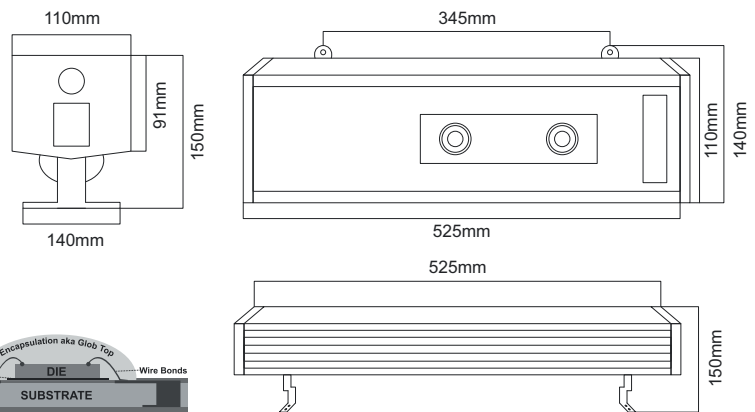
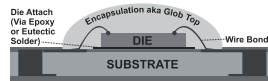

Lighting Customization Solution can offer you modifications for environment with higher options as a customized product.

IP 65      LED      AC 220~240V

**Relative spectral perception of brightness and melanopic effect**  
Effect as a percentage



Explanation of the three curves:  
V(A) = Perception of brightness, daytime seeing with the cones  
V(A) = Night-time seeing with the rods  
S<sub>m</sub>(A) = Melatonin suppression with the photosensitive ganglion cells



LED life time		Operating time 1.000 h										
Lamp Lumen Maintenance Factor	Lamp Survival Factor	1	10	20	30	40	50	60	70	80	90	100
L80	50.000 h	LLMF	1	0.96	0.92	0.88	0.84	0.80	0.76	0.72	0.68	0.64
		LSF	1	1	1	1	1	1	0.99	0.99	0.99	0.98
L80	100.000 h	LLMF	1	0.98	0.96	0.94	0.92	0.90	0.88	0.86	0.84	0.82
		LSF	1	1	1	1	1	1	0.99	0.99	0.99	0.99



LED



series wiring



CE

