



Simple and easy appearance, in line with contemporary aesthetic concept. The product has the structure and appearance design patent. The lamp body adopts high-pressure cast aluminum and aluminum alloy, the surface is coated with outdoor used powder, double anti-corrosion to extend service life. This lawn lamp series uses LED. High efficiency constant current driver, ensure the light source is maximum used.

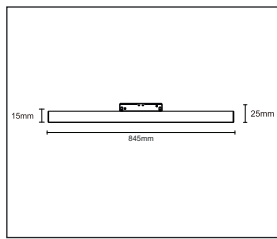
IEC 62717 LED-modules for general lighting – Performance requirements  
IEC 62722-2-1 Particular requirements for LED luminaires

High Lumen Efficacy 120lm/W  
Body - Die cast aluminum  
Diffuser - PMMA Polycarbonate  
Glowing Wire Test - 650°  
Temperature - ta=20 °C ~ ta max=50 °C  
Class - III

**FIELDS OF APPLICATION**

Office & Education, offices, open-plan offices, conference rooms, conference rooms, reception areas, counters, galleries, hotels, restaurants, living spaces

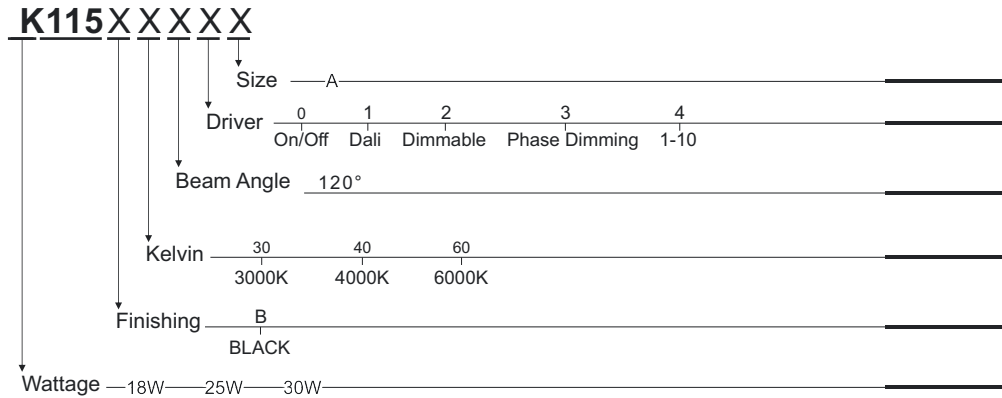
Model ---- **K115**



Default Available

**18K115-BK-30-120-0-A**

Product Assistant Chart



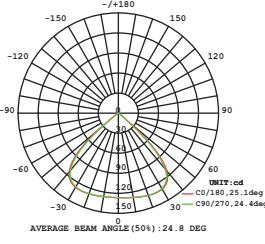
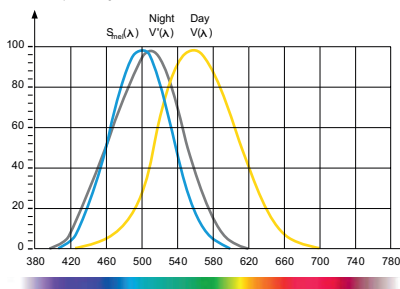
**A - W15 X H25 X L845mm**

Lighting Customization Solution can offer you modifications for environment with higher options as a customized product.

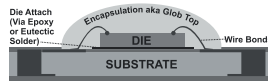
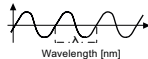
IP 44      IK 06      SMD      AC220~240V

**Relative spectral perception of brightness and melanopic effect**

Effect as a percentage



Explanation of the three curves:  
V(λ) = Perception of brightness, daytime seeing with the cones  
V(λ) = Night-time seeing with the rods  
S<sub>m</sub>(λ) = Melatonin suppression with the photosensitive ganglion cells



LED life time		Operating time 1.000 h										
Lamp Lumen Maintenance Factor	Lamp Survival Factor	1	10	20	30	40	50	60	70	80	90	100
L80	50.000 h	LLMF	1	0.96	0.92	0.88	0.84	0.80	0.76	0.72	0.68	0.64
		LSF	1	1	1	1	1	1	0.99	0.99	0.99	0.98
L80	100.000 h	LLMF	1	0.98	0.96	0.94	0.92	0.90	0.88	0.86	0.84	0.82
		LSF	1	1	1	1	1	1	1	0.99	0.99	0.99



LED



series wiring



CE



LM-80

