



Bollard Light

Simple and easy appearance, in line with contemporary aesthetic concept. The product has the structure and appearance design patent. The lamp body adopts stainless steel outdoor used anti-corrosion to extend service life. This range uses LED. High efficiency constant current driver, ensure the light source is maximum used. Homogenous symmetrical or asymmetrical lighting distribution

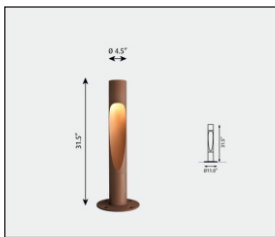
IEC 62717 LED-modules for general lighting – Performance requirements
IEC 62722-2-1 Particular requirements for LED luminaires

High Lumen Efficacy 707lm
Body - Die Cast Aluminum
Diffuser - Polycarbonate Lens
Glowing Wire Test - 850°
Temperature - ta=-40 °C ~ ta max=70 °C

FIELDS OF APPLICATION

Outdoor Gardens, Parks, Pathways,

Model --- **R76**




A - Ø115 x H800mm

Default Available

15R76-B-30-180-0-A



Product Assistant Chart

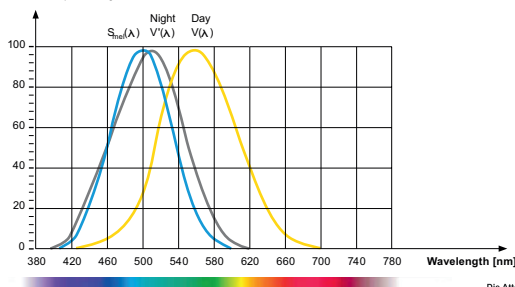


Lighting Customization Solution can offer you modifications for environment with higher options as a customized product.

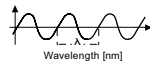
IP 54 IK 10 AC220-240V LED

Relative spectral perception of brightness and melanopic effect

Effect as a percentage



Explanation of the three curves:
V(A) = Perception of brightness, daytime seeing with the cones
V(A) = Night-time seeing with the rods
S_{mel}(A) = Melatonin suppression with the photosensitive ganglion cells



LED life time		Operating time 1.000 h											
Lamp Lumen Maintenance Factor	Lamp Survival Factor	1	10	20	30	40	50	60	70	80	90	100	
L80	50.000 h	LLMF	1	0.96	0.92	0.88	0.84	0.80	0.76	0.72	0.68	0.64	0.60
		LSF	1	1	1	1	1	1	0.99	0.99	0.99	0.99	0.98
L80	100.000 h	LLMF	1	0.98	0.96	0.94	0.92	0.90	0.88	0.86	0.84	0.82	0.80
		LSF	1	1	1	1	1	1	1	0.99	0.99	0.99	0.99



LED



series wiring



CE



LM-80

